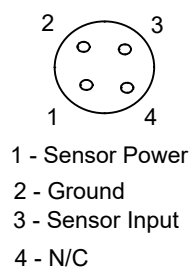
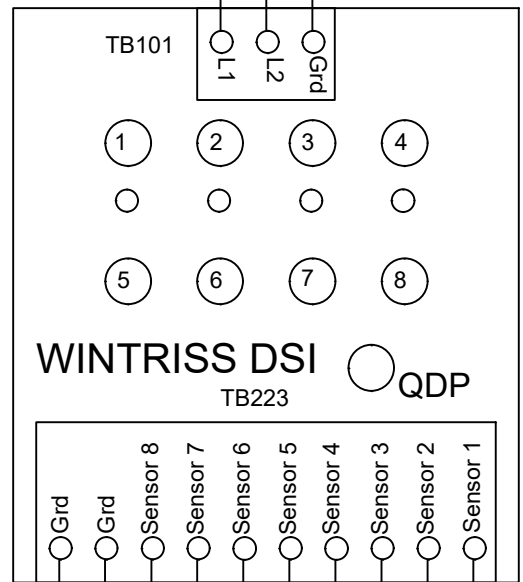

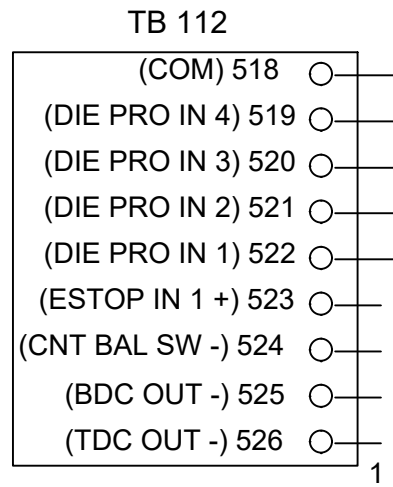


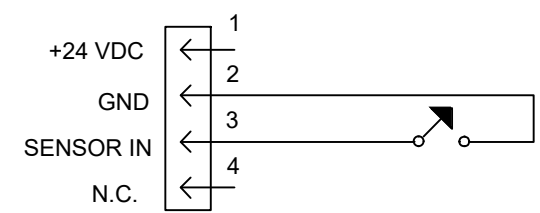
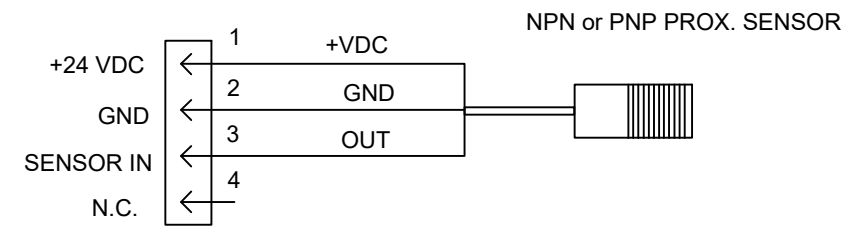
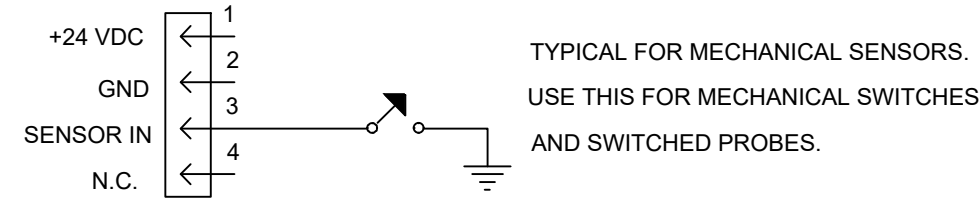
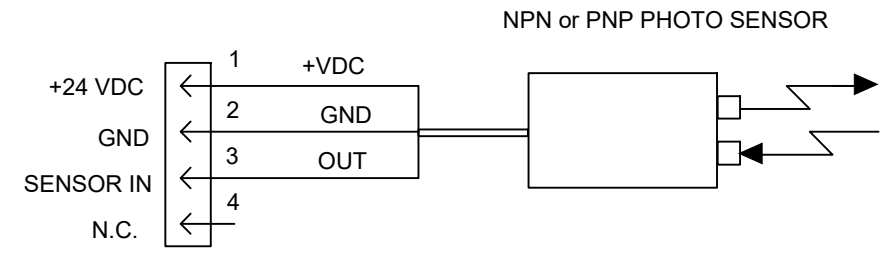
REVISIONS			
REV	DESCRIPTION	DATE	APP'D



SENSORS 1 - 4



- Note 1: The WPC APEX Die protection inputs are NPN.
- Note 2: For faster response time, connect sensors to Channels 5-8. Channels 1-4 are signal stretched.
- Note 3: The DSI2 does not accept Push-Pull type sensors. Only PNP or NPN sensors will function. If a Push-Pull type is used, the DSI2's output will always be ON.



DRAWN	RMB	DATE	2/24/2026	WINTRISS CONTROLS GROUP			
CHK.							
APPROVALS				TITLE			
ENG.				WPC APEX DIE PROTECTION WIRING			
MFG.				CODE IDENT NO.	SIZE	DRAWING NUMBER	REV
FILENAME					B	FIGURE 22	
REL				SCALE	NONE	SHEET	OF